



**2020**

**2020 08**

)

(

1

5G

2

**3**

**4**

**OSA ODM  
LENS ARRAY**

**FA AWG BOX**

**5**

**2020**

**74.5%**

**100%**

**6**

**7 2020**

**2020**

**“ 5G**

**”**

**2020**

<b>2020</b>	.....	<b>2</b>
	.....	<b>8</b>
	.....	<b>11</b>
	.....	<b>16</b>
	.....	<b>27</b>
	.....	<b>72</b>
	.....	<b>77</b>
	.....	<b>78</b>
	.....	<b>79</b>
	.....	<b>79</b>
	.....	<b>81</b>
	.....	<b>82</b>
	.....	<b>198</b>



		Transmitter Optical Subassembly TOSA Receiver Optical Subassembly ROSA
OSA		Optical Subassembly
LENS ARRAY		
FA		FIBER ARRAY
AWG		Arrayed Waveguide Grating
Mux/Demux		/
BOX		
4G		
5G		
		internet
		2020 1 1 2020 6 30
		2019 1 1 2019 6 30

			300394
			Suzhou TFC Optical Communication Co., Ltd
			TFC

		695	
		0512-66905892	
		0512-66256801	
		zhengquan@tfcsz.com	

1

2019

2

2019





OEM

BOX

AWG

“

”

FA

TO-CAN/BOX

1

2

1

“

”

FAFA C°-`FAFAFA +CR ; ÖFA

3

— — — — —

	18.90%
	76.47%
	23.68%
	51.10%
	74.73%
	37.70%

2

	8,940	TFC						
TFC	74.5%	5,755.99				TFC	4.69%	
	TFC	5,294.07				357.04		
	94.5%							

”

TFC

“

”

“

”

“

”

“

”

HR

OEM



3.

2020 3,707 34.86%  
400G 800G

4.

8,940 74.5% 94.5%  
LENS ARRAY LENS ARRAY  
LENS ARRAY  
100% 100% WDM

5.

“ ”  
QCC  
2020

“ ” “ ”

---

--	--	--

10%

	248,532,666.02	133,199,930.17	46.41%	63.47%	72.30%	-2.74%
	144,175,648.76	56,729,324.70	60.65%	48.78%	52.19%	-0.89%
	392,708,314.78	189,929,254.87	51.64%	57.75%	65.76%	-2.33%

1

	185,445,108.62	12.92%	137,008,151.41	11.05%	1.87%
	254,470,977.83	17.73%	152,414,553.42	12.29%	5.44%



														74.5%
														2020-03 4
														74.5%
														2020-04 3
	--	--	89,400, 000.00	--	--	--	--	--	--	0.00	9,940,46 8.98	--	--	--

3

4

5

**1**

	18,348.29
	1,241.6
	11,153.29
	0
	0
	0.00%

[2018]298

2018 7

-

i



--	--	--	--	--

TFC		

1		2010 11	4,500
2		2016 8	5,000
3		2016 11	500 51%
4		2016 12	7,000 20%
8,940	LENS		74.5%
5.		2017 6	1000
6		2016	7 634 7 634

2

3

4

LENS ARRAY                      FA   AWG   BOX                      OSA ODM

5

2020

74.5%

100%

6

7 2020

2020

“ 5G

” 2020

## 1

2020		63.18%	2020 04 07	2020 04 08	2020 4 8 www.cninfo.com. cn 2020 2020-015
2019		62.09%	2020 05 20	2020 05 21	2020 5 21 www.cninfo.com. cn 2019 2020-040
2020		61.23%	2020 06 29	2020 06 29	2020 6 29 www.cninfo.com. cn 2020 2020-057

## 2



				2015 01 31		
			25%			

--	--	--	--	--	--	--

				2015 01 31		


			25%			
--	--	--	-----	--	--	--



			25%			
--	--	--	-----	--	--	--


1

2015 01  
31



2

/  
/




1  
/  
/ /

2 /

/

--	--	--	--	--	--	--










			20%			
			40%			




			1			
			2			
				2015 01 31		

			30			
				1		



2




2



				2015 01 31		
			1 / /			
			2 /			

			1 /	2017 01 20		
		2	/	/		
			/			
			/			

			/			
			1	2017 01 20		
			2			
			3			
		4				



5


§ "

			1			
			2			

			3			
			" "	2017 05 20		



				3		
			"	"	2017 05 20	



"

"

1


d

-

			3	
			4	
				Ep.S@S.Aid00@10 6r(8WD8@SArW@FF>9 "1&r(8WDš 2HgY



				3		
				4		
			" " / /	2017 05 20		



			3			
			4			
	ZHOU,ZHIPI NG		/	2017 11 10		

			1			
			2			
			3			
			4			
			5			

			" " 12	2018 07 17		



	ZHOU, ZHIPING			17		
				2		
				3		
				4		
				5		
				6		

			7				

“ ”

“ ”

2020 4 24

2018

70.7

3

2018

28.5

2020 5 20

2019

2018

2020 5 22

70.7

3

2020-042

2020 7 29

28.5

2020-061

**1**

**2**

**3**

**4**

**5**

2020 4 24

2020

1

1

2

3

76,906.68

3,428.57

10%

10%

2

3

--	--	--	--	--	--	--	--	--

4

**1**

2017 9      ISO14001 2015

1

	23,152,850	11.64%				-285,000	-285,000	22,867,850	11.50%
3	880,000	0.44%						880,000	0.44%
	880,000	0.44%						880,000	0.44%
4	22,272,850	11.20%				-285,000	-285,000	21,987,850	11.05%
	22,272,850	11.20%				-285,000	-285,000	21,987,850	11.05%
	175,749,060	88.36%				285,000	285,000	176,034,060	88.50%
1	175,749,060	88.36%				285,000	285,000	176,034,060	88.50%

2

	1,216,600	285,000		931,600		70000 2018
	21,056,250			21,056,250		
	70,000			70,000		2018
	70,000			70,000		2018
	50,000			50,000		2018
	50,000			50,000		2018
18	640,000			640,000		2018

---

	23,152,850	285,000	0	22,867,850	--	--



3		1,601,640		1,601,640
10	10	56.54%	100%	

10

10

10

10






---

			2020 05 31	
--	--	--	------------	--



1

2020 06 30





	111,699,398.05	93,143,174.42
		4,180,711.31
	7,004,101.70	
	23,428,772.72	19,007,860.21
	18,246,773.03	12,688,273.69
	11,313,618.94	13,495,156.22
	722,000.00	342,000.00
	184,960,623.82	152,362,670.54

---

	198,901,910.00	198,901,910.00

		255,654,682.46	449,984,029.98
		899,886,787.99	896,951,079.75
		112,947,754.26	99,426,633.33

	10,359,130.00	9,943,000.00
	722,000.00	342,000.00
	299,770,744.38	188,090,380.11
	299,770,744.38	188,090,380.11
	198,901,910.00	198,901,910.00
	409,488,262.02	406,910,802.02
	9,481,000.00	9,481,000.00
	368,054.26	368,054.26
	75,047,368.73	75,047,368.73
	350,532,416.86	360,714,058.91
	1,024,857,011.87	1,032,461,193.92
	1,324,627,756.25	1,220,551,574.03

3

	2020	2019
	392,708,314.78	248,944,224.46
	392,708,314.78	248,944,224.46
	255,451,615.70	162,389,941.44
	189,929,254.87	114,582,680.67
	3,457,604.12	2,876,784.21
	4,067,879.91	4,486,954.36
	22,989,215.81	14,509,360.89
	37,068,979.66	27,487,199.24
	-2,061,318.66	-1,553,037.93
	1,189,917.94	1,667,744.05
	3,792,008.88	727,330.68
“ ”	11,848,132.52	8,542,002.37
	642,757.04	-329,954.69
“ ”		
“ ”		

“ ”		
“ ”	-4,368,076.80	-1,168,769.13
“ ”	-891,310.71	-2,527,684.13
“ ”		
“ ”	147,637,452.97	92,127,162.81
	50,218.20	74,485.77
	50,000.03	79,685.76
“ ”	147,637,671.14	92,121,962.82
	19,954,671.92	14,515,970.93
“ ”	127,682,999.22	77,605,991.89
1. “ ”	127,682,999.23	77,605,991.89
2. “ ”		
1.	126,300,632.97	77,364,721.98
2.	1,382,366.25	241,269.91
	44,325.95	-1,952.02
	44,325.95	-1,952.02
1.		
2.		
3.		
4.		
5.		
	44,325.95	-1,952.02



	1,471,072.14	622,796.57
“ ”	9,271,057.31	8,542,002.37
	642,757.04	-329,954.69
“ ”		
“ ”		
“ ”	-4,232,053.27	-1,104,278.38
“ ”	-982,721.93	-1,748,888.40
“ ”		
“ ”	81,600,536.14	67,132,691.45
	21,960.26	74,485.77
		79,685.76
“ ”	81,622,496.40	67,127,491.46
	12,243,374.45	10,160,538.19
“ ”	69,379,121.95	56,966,953.27
“ ”	69,379,121.95	56,966,953.27
“ ”		
1.		
2.		
3.		
4.		

5.		
1.		
2.		
3.		
4.		
5.		
6.		
7.		
	69,379,121.95	56,966,953.27

## 5

	2020	2019

	5,381,002.27	3,257,738.17
	8,361,624.96	


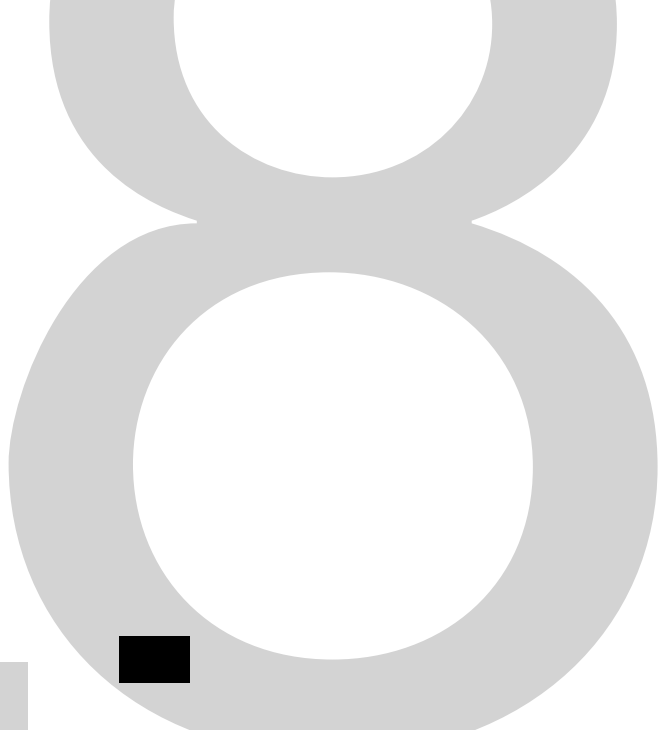

	67,594.80	0.00
	67,594.80	0.00
	79,214,336.25	71,262,687.60
	0.00	28,761.78
	79,214,336.25	71,291,449.38
	-79,146,741.45	-71,291,449.38
	311,238.05	-115,743.39
	60,506,599.82	-11,941,486.15
	124,938,508.80	148,949,637.56
	185,445,108.62	137,008,151.41

## 6

	2020	2019
	339,441,094.55	262,340,282.55
	4,601,451.21	3,257,738.17
	3,718,333.86	2,979,212.20
	347,760,879.62	268,577,232.92
	239,601,792.43	136,369,303.99
	23,696,187.96	19,833,179.10
	17,446,882.07	16,306,565.32
	6,235,060.76	8,167,913.27
	286,979,923.22	180,676,961.68

---

	60,780,956.40	87,900,271.24
	1,312,461,642.22	851,900,000.00
	8,247,946.03	8,871,957.06
	1,320,709,588.25	860,771,957.06
	4,611,117.20	9,274,746.38



4														6,290,166.36	6,290,166.36
														-79,560,764.00	-79,560,764.00
1															
2															
3														-79,560,764.00	-79,560,764.00
4															
														-366,063.16	-366,063.16
1															
2															
4															
5															
6														-366,0	




---

				987.50							987.50	87.50
--	--	--	--	--------	--	--	--	--	--	--	--------	-------

8

2020										



0.00 75,047,3

6

---

											,764.00		4.00
3													

	198,94 1,910. 00	0.00	0.00	0.00	403,589 ,954.52	9,880,20 0.00	121,991 .88	0.00	63,129, 712.70	325,059,8 42.29	0.00	980,963,21 1.39
“ ”	0.00	0.00	0.00	0.00	3,660,9 87.50	0.00	0.00	0.00	0.00	-14,652,1 34.33	0.00	-10,991,146 .83
										56,966,95 3.27		56,966,953. 27
					3,660,9 87.50							3,660,987.5 0
1												
2												
3												
4					3,660,9 87.50							3,660,987.5 0



C39

3

4

OSA

5

6

1

		100%	
		100%	
		51%	
		94.5%	
		100%	
TFC COMMUNICATION USA INC.		100%	—
TFC			94.5%

2

2020 4

74.5%

2020 5

1

“

”

15

2014

2

12

1

2014

15 —

2

1 1 12 31

3

12

4

5

1

2

**6**

“ ”

10

1

1

2

3

2

1

2

3

4

5

6

3

1

2

1

2

4

5

6

12

30

11

12


	(%)
1 1	5%
1 2	10%
2 3	30%
3	100%

**13**

**14**

**15**

1

2

5

**16**

**2020 1 1**

1

1

2

**19**

**20**

**21**

**22**

1

150c0511f/TT3 aJTf0>2251TT1 10990a910a1ba9467



3

90%                      90%                      75%

27

28

29

30

1

1

2

2

31

32

33

2020 1 1

34

1

2

**3**

**4**

**35**

**36**

1

2

**37**

2

38

39

2020 1 1

1

2

**2019**

1

2

3

40

1

2

41

/

42

1

2

43

44

1

2017 7 5 < 14 —	2020 4 24	2020 4 28 www.cninfo.com.cn



	4,415,569.70	4,415,569.70	
	75,097,552.57	75,097,552.57	
	465,482,961.26	465,482,961.26	
	884,055,280.29	884,055,280.29	

	460,664,054.24	460,664,054.24	
	1,344,719,334.53	1,344,719,334.53	
	9,847,494.69	9,847,494.69	
	93,143,174.42	93,143,174.42	
	4,180,711.31	0.00	-4,180,711.31
		4,180,711.31	4,180,711.31
	19,007,860.21	19,007,860.21	
	12,688,273.69	12,688,273.69	
	13,495,156.22	13,495,156.22	
	342,000.00	342,000.00	
	152,362,670.54	152,362,670.54	







	406,910,802.02	406,910,802.02	
	9,481,000.00	9,481,000.00	
	368,054.26	368,054.26	
	75,047,368.73	75,047,368.73	
	360,714,058.91	360,714,058.91	
	1,032,461,193.92	1,032,461,193.92	
	1,220,551,574.03	1,220,551,574.03	

## 4 2020

45

1

		13%
		7%
		5%
		15%
		25%
		16.5% 23.2%
		21% TFC
		5%
	70%	1.2%

	15%

	15%
	25%
	16.5%
	21%
TFC	23.2%

2

2018 10 24

GR201832001529

15%

2018 8 13

GR201836000739

15%

2019 11 07

GR201932000074

15%

3

1

	7,453.43	1,707.53
	185,437,655.19	105,083,679.71
	0.00	0.00
	185,445,108.62	105,085,387.24
	7,650,512.89	584,093.86

2

--	--	--


! B\$ > Ö4 Ã Ä fOZMGNÍ

			K&>  84300,451.66
			61,585,330.29

2



5

1



1	1	267,789,006.04
1	2	70,286.00
		267,859,292.04

## 2

	8,863,954.08	4,525,633.64	1,273.51			13,388,314.21
	8,863,954.08	4,525,633.64	1,273.51			13,388,314.21

	1,273.51	19
	1,273.51	--

## 3

--	--

--	--	--	--	--	--

## 4

1	48,782,292.16	18.21%	2,439,114.61
2	38,943,021.17	14.54%	1,947,151.06
3	19,844,744.60	7.41%	992,237.23
4	17,200,398.48	6.42%	860,019.92
5	16,522,496.84	6.17%	826,124.84
	141,292,953.25	52.75%	

5

6

6

--	--	--

7

1

1	5,464,059.38	99.60%	3,963,320.69	99.92%
1 2	11,222.95	0.20%	7,031.67	0.08%
2 3	7,500.00	0.14%	3,000.00	0.00%
3	3,000.00	0.06%		
	5,485,782.33	--	3,973,352.36	--

1



( )		
-----	--	--

2) 1

( )				
-----	--	--	--	--

3)

3

1)

	0.00	3,151,257.21
	313,000.30	302,100.00
	108,100.00	24,843.00
	1,318,205.00	1,318,205.00

1	1	121,100.30
1	2	
2	3	300,000.00
		1,739,305.30

3)

	380,835.51		153,505.01			227,330.50
	380,835.51		153,505.01			227,330.50

--	--	--

4)

--	--

--	--	--	--	--	--

5)

--	--	--	--	--	--	--

		50,000.00	1	2.87%	2,500.00
		15,000.00	1	0.86%	750.00
		15,000.00	1	0.86%	750.00
	--	1,698,205.00	--	97.63%	225,820.50

6)

--	--	--	--	--	--

7)

8)

9

1

	45,297,672.36	2,494,042.12	42,803,630.24	26,071,561.43	1,832,846.32	24,238,715.11
	37,368,419.07	1,251,471.76	36,116,947.31	23,318,109.15	1,014,225.26	22,303,883.89
	53,007,469.36	708,735.64	52,298,733.72	29,231,798.30	676,844.73	28,554,953.57
	135,673,560.79	4,454,249.52	131,219,311.27	78,621,468.88	3,523,916.31	75,097,552.57

2




## 13

	19,976,330.90	17,382,961.26
	270,000,000.00	448,100,000.00
	289,976,330.90	465,482,961.26

## 14



	12	( )	( )	
2020 1 1	—	—	—	—

## 15

--	--	--	--	--	--	--	--

--	--	--	--	--	--	--	--	--


			( )	
2020 1 1	—	—	—	—

16

1





20

1

2

3



---

4.						



2

		11,010,5 10.99	17,171,4 15.04	9,346,99 1.09	93,949.8 4	18,740,9 85.10		-				
	150,000, 000.00	93,153,7 15.26	11,953,6 44.56			105,107, 359.82	70.07%	75%				
	150,000, 000.00	104,164, 226.25	29,125,0 59.60	9,346,99 1.09	93,949.8 4	123,848, 344.92	--	--	0.00	0.00	0.00%	--

25

--

--	--

26

1

.	44,562,519.11
2.	4,676,024.36
1	
2	
3	
4,676,024.36	

		44,562,519.11
	13,049,927.61	17,725,951.98





		3,859,983.82				3,859,983.82		
		3,773,485.53				3,773,485.53		
		37,068,979.66				37,068,979.66		

28

1

74.5%		4,633,912.03				4,633,912.03

2


29



K0 \ O Î Æ Pñ ĩ sgt \$q 91v“ eX U•——%o!— .ō€“tGi!— .ó!“ù ‘! \$ ÓÁÔ



---

	12,158,376.30	21,157,543.71
	44,612.31	163,252.29
	12,202,988.61	21,320,796.00

5

--	--



Á•3Ð~PWÐ-

2

1

3737

	19,007,860.21	83,237,783.93	78,816,871.42	23,428,772.72
-		3,911,361.94	3,911,361.94	
	19,007,860.21	87,149,145.87	82,728,233.36	23,428,772.72

2

1	18,566,522.21	76,152,170.35	72,339,798.77	22,378,893.79
2		3,550,430.69	3,550,072.05	358.64
3		1,013,614.55	1,013,614.55	
		874,697.15	874,697.15	
		84,043.14	84,043.14	
		54,874.26	54,874.26	
4				

---

	202,871.41	161,441.98
	329,105.34	176,670.45
	281,605.28	152,817.01
	148,248.61	148,591.47
	92,456.88	92,456.88

		00	9,481,000.00
		94	520,756.22
		00	3,151,400.00
		94	13,153,156.22

2) 1

--	--	--	--

42

--	--	--	--

43

--	--	--	--

44

--	--	--	--

--	--	--	--

46

1

--	--	--

2



51


---


	360,563.52	44,325.95	366,063.16	0.00	0.00	-321,737.21	0.00	38,826.31
--	------------	-----------	------------	------	------	-------------	------	-----------

58

--	--	--	--	--

59

	75,047,368.73			75,047,368.73
	75,047,368.73			75,047,368.73

60

		497,583,249.83	414,518,682.51
	+ -	0.00	0.00
		497,583,249.83	414,518,682.51
		126,300,632.97	166,586,910.95
			11,917,656.03
		79,560,764.00	71,604,687.60
		544,323,118.80	497,583,249.83

- 1) 0.00
- 2) 0.00
- 3) 0.00
- 4) 0.00
- 5) 0.00

61



---

	3,457,604.12	2,876,784.21
--	--------------	--------------

**63**

--	--	--

2,820,446.20

	6,085,635.32	4,613,142.00
	8,103,017.78	3,714,143.26
	593,543.81	1,169,616.52
	37,068,979.66	27,487,199.24

## 66

	0.00	0.00
	-1,189,917.94	-1,667,744.05
	-1,027,720.67	121,744.18
	156,319.95	-7,038.06
	-2,061,318.66	-1,553,037.93

## 67

	3,792,008.88	727,330.68

## 68

	3,548,542.05	-329,954.69
	374,908.38	
	7,924,682.09	8,871,957.06
	11,848,132.52	8,542,002.37

## 69

--	--	--

**70**

--	--	--

**71**

	153,505.01	-1,632.10

								/
--	--	--	--	--	--	--	--	---

75

	50,000.00		50,000.00
	0.03	79,685.76	0.03
	50,000.03	79,685.76	50,000.03

76

1

	20,615,176.88	15,662,549.04
	-660,504.96	-1,146,578.11
	19,954,671.92	14,515,970.93

2

	147,637,671.14
/	22,145,650.67

78

1

	1,189,917.94	1,667,744.05
	3,792,008.88	727,330.68
	50,218.20	74,485.77

**5**

QFII	67,594.80	0.00
	67,594.80	0.00

**6**

	0.00	28,761.78
	0.00	28,761.78



---

	3,083,385.89
	0.00
	--
	0.00

**4**

	185,445,108.62	124,938,508.80
	7,453.43	

---

	1.21	5.0813		6.15

	303,700.00	2019	303,700.00
	270,000.00		270,000.00
	152,000.00		152,000.00
	150,000.00	19	150,000.00
	100,000.00	20	100,000.00
	72,494.05		72,494.05
	61,259.55		61,259.55
	54,355.28		54,355.28
	50,000.00	19	50,000.00
	30,000.00	5G	30,000.00
	20,000.00	19	20,000.00
	20,000.00	19	20,000.00
	5,000.00	"5511"	5,000.00
	3,200.00	19	3,200.00

2

85

1

1

	2020 04	89,400,000.0	74.50%		2020 04		15,163,279.9	5,559,842.63

	28	0		30		4	
--	----	---	--	----	--	---	--

2

--	89,400,000.00
--	23,312,397.67
	112,712,397.67
	108,078,485.64
/	4,633,912.03

3

--	--

1

2

1

2

3

4

5

-

6

7

8

29TjTT1 1 Tf.5 0 TD<02c54baf1d4f35bb51a7a3691b5809c8046b45f96c24191b93ef1b694650>3691b5809c441f40560>4ea0a881e69199e05b541e1

5

6

2

1

--	--	--	--	--	--	--	--	--

2

--	--

3


3

4

5

2020 2 13 100%

6

1

1



---

--	--	--	--	--

®


-

/

2

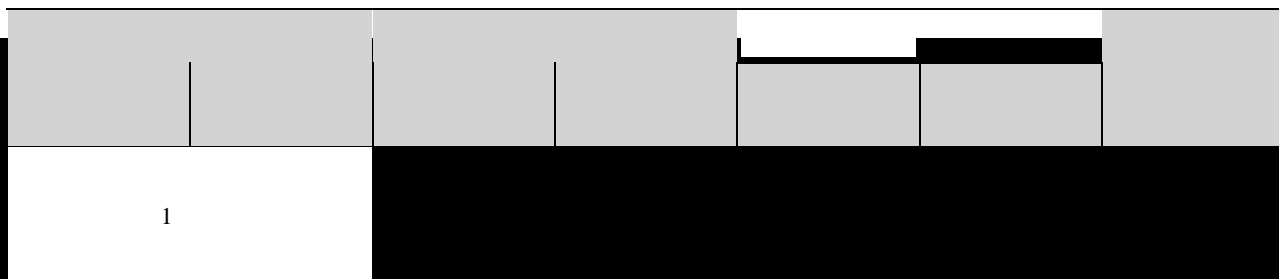
1

2



3

1



	/	/

4

	/	/
	--	--
	--	--
	--	--
	7,169,906.80	7,932,874.06
	--	--
--	-762,967.26	-522,798.93
--	0.00	0.00
--	-762,967.26	-522,798.93

5

6

--	--	--	--

7

8



	UQmE181(XAã
--	-------------

5

6

1

2

3

82 1 “ ”





/ /

6

--	--	--	--

7

		4,532,132.50	4,739,528.18

8

6

1

		3,600.00		0.00	
		1,388,721.39		226.00	

2

	AIP	3,689,641.41	1,753,116.48
		37,253,506.81	33,206,726.81

7

8

1

	0.00
	1,071,000.00
	2018
	19.20
	24 30% 36
	30% 48 40% 2018
	39.35
	24

4

5

1

2

1

2

3

1



Bá -5fa Bá -5fa •â.y~6dA #\*Bá -5fa HB.y

3


4

1

1



2



2

3

1

2

4

5



6

1

2



1	261,617,786.48	13,080,889.32	5.00%
1 2	70,286.00	7,028.60	10.00%
2 3			30.00%
3			100.00%
	261,688,072.48	13,087,917.92	--



1	1	270,615,529.65
1	2	70,286.00
		270,685,815.65

--	--

--	--	--	--	--	--

4

1	48,782,292.16	18.02%	2,439,114.61
2	38,943,021.17	14.39%	1,947,151.06
3	19,844,744.60	7.33%	992,237.23
4	17,200,398.48	6.35%	860,019.92
5	16,522,496.84	6.10%	826,124.84
	141,292,953.25	52.19%	

5

6

2

	258,470.00	3,205,584.35
	258,470.00	3,205,584.35

1

1)

--	--	--

2)

--	--	--	--	--

3)

2

1)

( )		
-----	--	--

2)

1

( )				
-----	--	--	--	--

3)

3

1)

	0.00	3,151,257.21
	300,980.00	302,100.00
	50,100.00	
	351,080.00	3,453,357.21

2)

			12	( )	( )	
2020	1	1	247,772.86			247,772.86
2020	1	1				

5)(2020)JFG0 J j.21 JM 10 8343 0 D.0057 P93921502165.7405.745824620145.7465.7058940870445.7066.7200760506140



4

	384,915,235.56	281,338,805.79	242,455,934.73	156,428,392.81
	11,023,932.13	6,189,872.56	4,922,316.34	2,948,886.28
	395,939,167.69	287,528,678.35	247,378,251.07	159,377,279.09

	1	2		
	259,306,807.63			259,306,807.63
	136,632,360.06			136,632,360.06
	395,939,167.69			395,939,167.69

0.00

5

	971,466.84	-329,954.69
	374,908.38	

--	--	--

6

1

	3,792,008.88	
	7,924,682.09	
	218.17	
	1,757,536.38	
	16,784.00	
	9,942,588.76	--

1 —

1 —

2

		/	/
	10.93%	0.6380	0.6356
	10.07%	0.5878	0.5855

3

1

2

3

4

1  
2  
3

2020

\$\$\$ , %