



)

(

1

.....	7
.....	11
.....	14
.....	29
.....	84
.....	92
.....	92
.....	93
.....	101
.....	107
.....	108
.....	209

LENS ARRAY		
FA		FIBER ARRAY
AWG		Arrayed Waveguide Grating
Mux/Demux		/
BOX		
4G		<p style="text-align: center;">3G WLAN</p> <p style="text-align: center;">LTE Long Term Evolution</p> <p style="text-align: center;">TDD-LTE FDD-LTE 4G</p>
5G		
		2018 1 1 2018 12 31
		2017 1 1 2017 12 31

			300394
			Suzhou TFC Optical Communication Co.,Ltd
			TFC
			695
			215129
			695
			215129
			www.tfcsz.com
			zhengquan@tfcsz.com

	695	695
	0512-66905892	0512-66905892
	0512-66256801	0512-66256801
	zhengquan@tfcsz.com	zhengquan@tfcsz.com



	4 C 303



A i



	27,422,109.57	26,913,124.03	36,830,674.10	44,366,095.86
	26,103,510.34	25,323,415.20	34,092,116.58	41,826,293.13
	25,195,850.17	11,698,921.50	41,913,462.18	56,725,710.85

1

2

2018

1 —

1 —

(OMS-Optical Manufacturing Service

OEM

OMS

1

	31.14%	1,680
	143.63%	1,448.54
	54.47%	
	59.26%	
	33.91%	
	118.08%	
	332%	131.82
	23,561.19%	4.21
	57.09%	
	135.36%	

2

Mux/Demux

FA

BOX

“

”

TFC

“

”

“

”

“

”

HR

OEM

BOX

AWG

3.

OFC

CIOE

TFC

2018

41.19%

2018 12

4.

2018

117

210

24

99

2018

“ ”

“ ”

5.

2017 1

“

”

2018 3

2018 8

1,210.191

1.90

1

“ ” “ ”

2

1

1 —

5 —

9 — LED

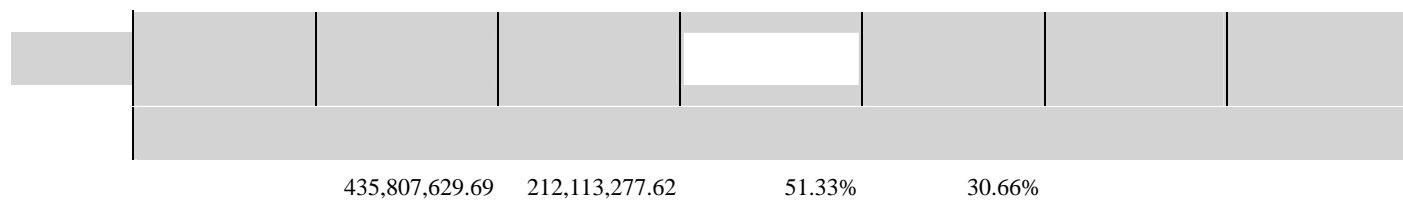
10 —

12 —

	2018		2017		
	442,889,123.36	100%	337,992,404.01	100%	31.04%
	435,807,629.69	98.40%	333,537,213.14	98.68%	30.66%
	7,081,493.67	1.60%	4,455,190.87		

2

10%



		125,000,053.00	58.93%	65,214,370.80	44.05%	14.88%
		44,396,605.68	20.93%	42,069,152.64	28.41%	-7.48%
		42,716,618.94	20.14%	40,779,693.75	27.54%	-7.40%

6

7

8

		206,823,730.78
		46.70%
		0.00%

5

1		61,053,094.44	13.79%
2		58,113,736.18	13.12%
3		49,345,263.08	11.14%
4		20,894,457.47	4.72%
5		17,417,179.61	3.93%
	--	206,823,730.78	46.70%

		76,349,785.23
		56.83%
		30.95%

5

--	--	--	--

	14.23%	13.48%	12.17%
--	--------	--------	--------

1

	2018		2017			
	148,949,637.56	12.46%	327,122,183.48	36.78%	-24.32%	1.83
	128,697,781.17	10.77%	96,110,309.85	10.81%	-0.04%	1.83
	62,050,284.82	5.19%	59,235,515.43	6.66%	-1.47%	1.83
	36,331,130.21	3.04%	52,758,982.44	5.93%	-2.89%	1,680 1.83
	254,513,207.91	21.30%	251,467,535.78	28.27%	-6.97%	1.83
	17,006,463.88	1.42%	6,980,520.75	0.78%	0.64%	1,448.54
	423,134,133.32	35.41%	1,788,304.73	0.20%	35.21%	4.21
	73,003,094.15	6.11%	45,837,544.15	5.15%	0.96%	
	10,492,633.91	0.88%	10,097,731.53	1.14%	-0.26%	1.83
	39,960,299.03	3.34%	29,648,175.04	3.33%	0.01%	
	20,074,941.00	1.68%	22,122.18	0.00%	1.68%	988.02

						1,010
--	--	--	--	--	--	-------

2

3

1

-16,803,253.14	51,000,000.00	-132.95%

2

3

4

5

1

--	--	--	--	--	--	--	--	--	--	--



			45,000,000	176,515,718. 02	148,490,809. 28	171,708,982. 15	52,040,890.4 3	43,778,271.0 1
--	--	--	------------	--------------------	--------------------	--------------------	-------------------	-------------------

1				2010 11	4,500		
2				2016 8	5,000		
3		“		2016 11	500		
4				2015 11	1,000	2016 7	
350					35%		
5				2016 12	7,000		
		LENS					4.5%
		20%					
6.				2017 6	1000		
					60%	100%	
7							

(“ ”

/ /

2019

“ ”

1

2

3

4

“ LENS ARRAY ”

OSA ODM
5G
AWG BOX

5

“ ”

6

2018 8

18,348.29

1

2018 01 30			http://irm.cninfo.com.cn/

2018 08 23			http://irm.cninfo.com.cn/
2018 10 23			http://irm.cninfo.com.cn/

2018 4 10	2017		2017	
185,850,000		10	3.2	59,472,000 ,

2018 4 17	2017		2018-025
-----------	------	--	----------

2017




					325,059,842.29
					100.00%
					20
2019	4	4		2018	2018
12	31		198,941,910	10	3.6
				2018	

3					
1	2018		2018	12	31
10		3.6	,		198,941,910
	2018				71,619,087.60
2	2017			2017	12
3.2		,	59,472,000		31
				185,850,000	10
3	2016			2018	4
3.2		,	59,472,000		23
				185,850,000	10
				2017	4
					28

				2015 01 31		

				2015 01 31		
			25%			



--	--	--	--	--	--	--	--


			25%			
--	--	--	-----	--	--	--

--	--	--	--	--	--	--	--

			25%			
			20	2015 01 31		

			1			
--	--	--	---	--	--	--

			20			
			5%			
			a			



b

2,000

c

2%


b c


c


5

3

5









3

20

			5			
			1		2015 01 31	






1
/
/ /


2 /

/


/


			1 / /	2015 01 31		






				2015 01 31		
			2%			
			5%			





			2			
			30	2015 01 31		




			30			
				1		
				2		

			1	2015 01 31		
			2			

				2015 01 31		

1





--	--	--	--	--	--	--	--

2	/			
	/			
/				
/				

/

			2			
			3			
			4			
			5			

--	--	--	--	--	--	--

" "

"

"

1

			2
--	--	--	---

			3			
			" " 5% " " 1	2017 05 20		

			2			
--	--	--	---	--	--	--

				3		
--	--	--	--	---	--	--

" "

" "

1 2017 05
20 20

			2			
			3			

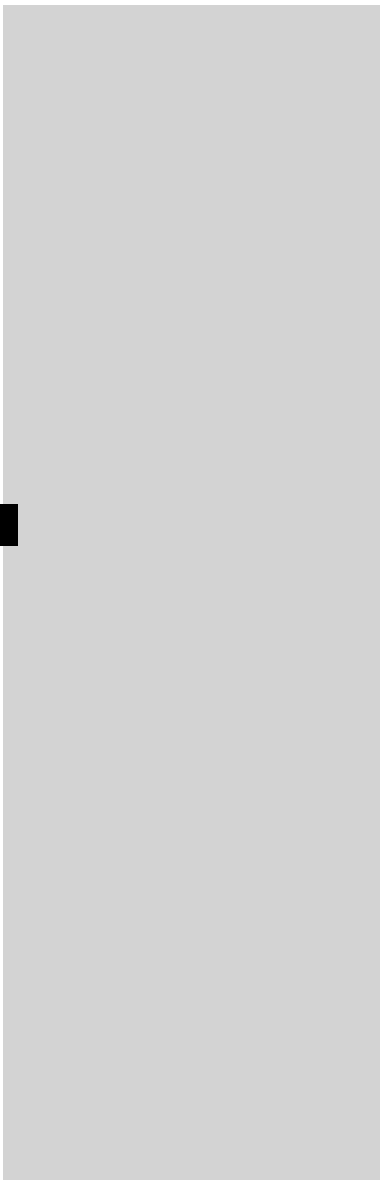
			4			
			" " 5% " " 2017 05 20 1			

			2			
			3			

			4			

"
"
/ /

"
"



2

/

/

			4			
			/			
	ZHOU,ZHIPI NG		1	2017 11 10		
			2			
			3			
			4			

			5			
			" " 12	2018 07 17		

--	--	--	--	--	--	--

“ ”

“ ”

	58
	9
	4

85%

2019

2019

2018

2018 8 24 < 2018
 > 119 212
 19.96 30 25 102
 9.98 2018 8 27 2018
 2018 9 11 2018
 2018
 144 2 2 ,
 344 212
 210 119 117 30 32 102
 2018 9 11
 2018 9 12 2018
 276TjTT1 1 Tf1 0 TD<1c150d581418259e437441df35810701082a>cb401c907a304be4TjTT3 1 Tf13 0 TD.2018
 2018-048 9 2018-049
 2018 9 26

2018-051

2018 10 8

2018

32 30

2018 10 8

2018

2018-054

2018 11 6

2018

24

99

2018 11 8

2018 11 6

2018

2018-057

1

2

3

4

5

2018 3 16

2018

7 0 0

2018 4 10 2017

TFC

2018

5,330

4,356.70

2018	2018 03 20	www.cninfo.com.cn

1

1

2

3

230,720.03

2018 12 31

2,389,171.56

1



ê

					07 02	09 02											
			7,140		2018 07 02	2018 09 28			4.60%		80.99		0				
			15,000		2018 08 21	2018 11 20			4.40%		165		0				
			10,810		2018 09 28	2018 12 28			4.20%		113.51		0				

40%

1

	114,796,600	61.77%	13,091,910			-92,593,750	-79,501,840	35,294,760	17.74%
3	92,593,750	49.82%	13,021,910			-92,593,750	-79,571,840	13,021,910	6.55%
	92,593,750	49.82%	6,050,955			-92,593,750	-86,542,795	6,050,955	3.04%
			6,970,955				6,970,955	6,970,955	3.50%
4	22,202,850	11.95%	70,000				70,000	22,272,850	11.20%
	22,202,850	11.95%	70,000				70,000	22,272,850	11.20%
	71,053,400	38.23%				92,593,750	92,593,750	163,647,150	82.26%
1	71,053,400	38.23%				92,593,750	92,593,750	163,647,150	82.26%
	185,850,000	100.00%	13,091,910			0	13,091,910	198,941,910	100.00%

1 2018 2 17 92,593,750 49.82%
2 2018 7 1,210.1910 189,999,987.00
183,482,885.12 2018 8 6

3 2018 11 2018 24 99
2018 11 8

1 2018 2 17
92,593,750

2 2018 1 2

2018 38867 0 TD(2018)TjTT1 1 Tf2 0 TD<

			50,000	50,000		2018
20			680,000	680,000		2018
	114,796,600	92,593,750	13,091,910	35,294,760	--	--

1

	2018 07 19	15.70	12,101,910	2018 08 06	12,101,910	
	2018 09 11	9.98	990,000			

2018 2018 > <
 2018 > 2018 9 11
 2018 24 99 2018 9 11
 2018 11 8

2


19,894.191 1,210.1910 99 18,585
 193,364,095.12 180,271,175.12

3

1

	14,549		11,614		9		0		9		0
5% 10											
		43.86%	87,250,000				87,250,000				
		14.11%	28,075,000			21,056,250	7,018,750				
		3.04%	6,050,955	6,050,955		6,050,955					
1		3.04%	6,050,955	6,050,955		6,050,955					
		1.70%	3,374,019	-1,969,731			3,374,019				

		1.06%	2,100,000	2,100,000		2,100,000		
		1.01%	2,009,384	2,009,384		2,009,384		
		0.88%	1,760,000	660,000		1,760,000		
		0.80%	1,598,800	70,000	1,216,600	382,200		1,053,700
		0.69%	1,364,415	1,364,415		1,364,415		



10

10

10

10

2

					09 30	11 09					
					2011 38 09 30	2020 11 09					
					2016 43 07 04	2020 11 09				70,000	70,000
					2017 37 08 04	2020 11 09					

	TFC		2017 07 21		
			2010 11 03		
			2016 11 11		
			2017 10 30		
ZHOU,ZHIPIN G			2008 03 01		
			1996 04 01		
			2016 06 17		
			2015 09 01		
			2013 12 01		
			2014 05 01		
			2009 01 01		
			2018 04 16		

2018	8	24			<		2018
				>	<		2018
				>			2018
9	11	2018					
2018	9	11					
	2018	9	11	117	210	19.96	/
	25		102		9.98	/	
2018	11	6	2018				
			2018	11	8		

1

	187
	1,303
	1,490
	1,490
	0
	1,077
	22
	225
	14
	152
	1,490
	137
	228
	230
	895
	1,490

2

2018

1

3

2

3

9

4

3

1

8

5

6

7

1

2

					http://www.cninfo.com.cn/ 2018 2018-044
--	--	--	--	--	--

2

1

85%+

85%

85%

85%+

85%

2017

2018

2018

2018

	2019 04 04
	W[2019]A320

W[2019]A320

12 31 2018 “ ” 2018

2018 12 31 2018

” “

1

27

435,807,629.69

102,270,416.55 30.66%

24

1

2

3

4

5

6

()

2019 4 4

1

2018 12 31

	148,949,637.56	327,122,183.48
		141,947,854.00
	73,003,094.15	45,837,544.15



	103,632,110.12	61,241,216.18
	18,781,721.00	16,758,800.00
	685,269.51	1,016,039.01
	19,466,990.51	17,774,839.01
	123,099,100.63	79,016,055.19
	198,941,910.00	185,850,000.00
	403,830,068.19	221,741,104.26
	9,880,200.00	
	121,922.66	-272,384.77
	63,129,712.70	53,708,773.16
	414,518,682.51	347,879,618.49
	1,070,662,096.06	808,907,111.14

	1,241,086.16	1,502,070.44
	1,071,903,182.22	810,409,181.58

	7,178,416.05	7,349,775.09
	730,204.78	1,701,811.16
	1,273,760.98	874,022.09
	999,371.40	271,700.00
	240,555,819.85	273,443,842.10
	1,070,252,614.63	818,196,014.75
	42,257,601.40	34,772,903.04
	4,079,341.13	1,052,282.46

	0.00	0.00
	89,289,403.24	57,752,560.49
	198,941,910.00	185,850,000.00
	403,589,954.52	221,413,679.40
	9,880,200.00	
	121,991.88	-272,384.77
	63,129,712.70	53,708,773.16
	325,059,842.29	299,743,386.47
	980,963,211.39	760,443,454.26
	1,070,252,614.63	818,196,014.75

3

	442,889,123.36	337,992,404.01
	442,889,123.36	337,992,404.01
	297,648,140.90	220,947,370.03
	215,801,371.96	150,310,554.99

	6,009,565.86	4,940,929.33
	9,091,527.17	7,674,459.50
	29,651,743.06	22,908,974.33
	41,922,282.80	34,258,855.18
	-7,046,436.49	806,718.22
	-4,699,720.11	-2,564,571.19
	2,218,086.54	46,878.48
	2,830,986.24	3,967,177.23
“ ”	9,206,405.01	4,496,634.55
	281,792.19	-1,121,820.80
“ ”		
“ ”		
“ ”	-3,421.20	20,434.27
“ ”	157,274,952.51	125,529,280.03
	573,863.15	429,318.05
	2,665,078.80	24,832.86
“ ”	155,183,736.86	125,933,765.22
	19,089,643.76	16,519,590.53
“ ”	136,094,093.10	109,414,174.69
“ ”		109,414,174.69
“ ”	136,094,093.10	
	135,532,003.56	111,234,679.39
	562,089.54	-1,820,504.70
	394,307.43	-272,384.77
	394,307.43	-272,384.77



	8,114,844.38	7,049,997.61
	16,436,874.08	12,436,019.32
	29,007,557.93	24,024,188.56
	-7,067,014.73	836,150.47
	0.00	
	-4,658,762.80	-2,522,365.17
	1,640,877.35	170,740.98
	2,314,552.12	3,967,177.23
“ ”	9,206,405.01	4,496,634.55
	281,792.19	-1,121,820.80
“ ”		
“ ”	0.00	20,434.27
“ ”	107,533,232.40	105,010,684.42
	76,400.67	125,826.10
	385,866.70	2,574.36
“ ”	107,223,766.37	105,133,936.16
	13,014,371.01	13,361,951.97
“ ”	94,209,395.36	91,771,984.19
“ ”	94,209,395.36	91,771,984.19
“ ”		
	394,376.65	-272,384.77
		0.00

2.		

	149,025,218.54	90,760,857.36
--	----------------	---------------

		0.00	16,918,800.00
		193,363,085.12	20,568,800.00
		59,472,000.00	59,472,000.00

	728,068.59	9,086,070.12
		14,356,829.39
	884,706,702.48	760,801,354.86
	19,280,696.51	16,977,267.95
	1,280,060,385.01	657,090,000.00
	15,181,500.00	
	1,314,522,581.52	674,067,267.95
	-429,815,879.04	86,734,086.91
	193,363,085.12	
		160,000.00
	193,363,085.12	160,000.00

									39.54		39.54		
2													
3											-59,472,000.00		-59,472,000.00
4													
1													
2													
3													
4													

	185,85				221,413			44,531,		305,294		757,089	
	0,000.				,679.40			574.74		,137.52		,391.66	
	00												
					327,424		-272,38	9,177,1		42,585,	1,502,0	53,319,	
					.86		4.77	98.42		480.97	70.44	789.92	
							-272,38						
							4.77						

4														

2											
3	990,000. 00				10,795,30 0.00	9,880,200 .00					1,905,100 .00
4											
									9,420,939 .54	-68,892, 939.54	-59,472,0 00.00
1									9,420,939 .54	-9,420,9 39.54	
2										-59,472, 000.00	-59,472,0 00.00
3											
1											
2											
3											
4											

f,ŸR—AYRš22vbí—#6YR0957\$HĚ22vbí—#15.40B9%A7\$HĚ22vbí—#B5.40B9%Ž8Pšh22vbí—

	000.00				79.40				4.74	,600.70	54.84
	185,850, 000.00				221,413,6 79.40				44,531,57 4.74	276,620 ,600.70	728,415,8 54.84
“ ”							-272,384. 77		9,177,198 .42	23,122, 785.77	32,027,59 9.42
							-272,384. 77			38.58 50.000	462.62 659.9 9.42

1

15 —

2014

2

1 1 12 31

3

12

4

5

1

7

1

2

8

9

5

--	--

2

1 1	5.00%	5.00%
1 2	10.00%	10.00%
2 3	30.00%	30.00%
3	100.00%	100.00%

5

13

1

2

14

1

		5	5/10	18.00/19.00
--	--	---	------	-------------

3

19

20

21

1

1

2

2

22

23

24

1

2

3

4

25

1

2

26

27

30

/

31

1

2

32

2018 1 1 2018 [2018]15	1 1 “ ” “ ” “ ” 2 “ ” “ ” “ ” 3 “ ” “ ” 4 “ ” “ ” 5 “ ” “ ” “ ” 6 “ ” “ ” “ ” 7 “ ” “ ”

2

1 “ ” “ ” “ ”

”

	25%
	16.5%

2

2018 10 24

GR201832001529

15%

2018 8 13

GR201836000739

15%

3

2018 32 2018 5 1
17% 16%

1

	23,030.44	93,254.51
	148,926,607.12	327,028,928.97
	148,949,637.56	327,122,183.48

4

	73,003,094.15	45,837,544.15
	128,697,781.17	96,110,309.85
	201,700,875.32	141,947,854.00

1

1)

	73,003,094.15	45,710,824.63
		126,719.52
	73,003,094.15	45,837,544.15

2)

--	--

3)

	1,319,470.45	
	1,319,470.45	

4)

--	--

2

1)

	35,471, 348.57	99.94%	6,773,56 7.40	5.00%	128,697,7 81.17	101,196 ,146.53	100.00%	5,085,836 .68	5.03%	96,110,309. 85
	9,269.9 7	0.06%	79,269.9 7	100.00%						
	35,550, 618.54	100.00%	6,852,83 7.37	5.06%	128,697,7 81.17	101,196 ,146.53	100.00%	5,085,836 .68	5.03%	96,110,309. 85




2

			1,718,560.44	1	%
1					48.45

3

3)



4)



7

1

	27,397,318.44	653,454.94	26,743,863.50	21,822,260.01		21,822,260.01
	12,081,948.18	185,119.73	11,896,828.45	17,850,653.53		17,850,653.53
	23,664,529.55	254,936.68	23,409,592.87	19,562,601.89		19,562,601.89
	63,143,796.17	1,093,511.35	62,050,284.82	59,235,515.43		59,235,515.43

4 —

1 —

5 —

11 —

2

		653,454.94				653,454.94
		185,119.73				185,119.73
		254,936.68				254,936.68
		1,093,511.35				1,093,511.35

3

4

--	--

8

--	--	--	--	--

9

--	--	--

10

	1,934,133.32	1,788,304.73
	421,200,000.00	
	423,134,133.32	1,788,304.73

11

1

13

1

2

3

14

15

1

2

3

--	--	--

16

	254,513,207.91	251,467,535.78
	254,513,207.91	251,467,535.78

1

1.	131,704,510.63	162,575,306.54	3,772,088.04	2,029,248.11	21,840,153.01	321,921,306.33
2.	1,915,992.77	27,308,945.52	141,547.04		3,711,026.92	33,077,512.25
1		23,728,445.09	141,547.04		3,687,949.99	27,557,942.12
2	1,915,992.77	3,580,500.43			23,076.93	5,519,570.13
3						
		5,108,154.29	161,891.11	147,740.17	1,366,921.26	6,784,706.83

--	--	--	--	--	--

3

--	--	--	--	--

4

--	--

5

--	--	--

6

--	--	--

17

	17,006,463.88	6,980,520.75
	17,006,463.88	6,980,520.75

1

	15,750,838.22		15,750,838.22	1,265,487.53		1,265,487.53
	17,006,463.88		17,006,463.88	6,980,520.75		6,980,520.75

2

--	--	--	--	--	--	--	--	--	--

2

19

20

1

5 —

2



21



22

1

--	--	--	--	--

2

--	--	--	--	--

23

	1,701,811.16	347,637.01	1,319,243.39		730,204.78
	1,701,811.16	347,637.01	1,319,243.39		730,204.78

24

/

1

	8,044,900.47	1,229,605.82	5,826,813.93	874,022.09
	10,130,134.84	1,519,520.23	7,710,780.79	1,156,617.12

	1,905,100.00	301,681.13		
	20,080,135.31	3,050,807.18	13,537,594.72	2,030,639.21

2

	4,568,463.40	685,269.51	6,773,593.41	1,016,039.01
	4,568,463.40	685,269.51	6,773,593.41	1,016,039.01

3

		3,050,807.18		2,030,639.21
		685,269.51		1,016,039.01

4

		9,776,287.21	7,982,878.64
		9,776,287.21	7,982,878.64

5

2021	164,051.23	164,051.23	
2022	7,629,800.15	7,818,827.41	
2023	1,982,435.83		
	9,776,287.21	7,982,878.64	--

25

	1,593,161.40	676,900.00
	1,593,161.40	676,900.00

26

1

--	--	--

2

--	--	--	--	--

27

--	--	--

28

29

	10,492,633.91	10,097,731.53
	39,960,299.03	29,648,175.04
	50,452,932.94	39,745,906.57

1

	10,492,633.91	10,097,731.53
	10,492,633.91	10,097,731.53

0.00

2

1	39,427,473.70	29,234,834.57
1 2	419,374.36	394,710.47
2 3	112,000.97	17,100.00
3	1,450.00	1,530.00
	39,960,299.03	29,648,175.04

3

2 3

4,683.39

1	13,194,452.26	92,490,852.75	88,533,733.06	17,151,571.95
2		4,019,321.78	4,019,321.78	
3		2,564,324.34	2,564,324.34	
		2,158,199.17	2,158,199.17	
		343,604.27	343,604.27	
		62,520.90	62,520.90	
4		1,030,518.85	1,030,518.85	
5	192,965.33	1,337,531.06	1,271,435.19	259,061.20
	13,387,417.59	101,442,548.78	97,419,333.22	17,410,633.15

3

1		6,185,356.22	6,185,356.22	
2		181,767.73	181,767.73	
		6,367,123.95	6,367,123.95	

32

		1,960,709.74	2,004,999.13
		8,748,695.52	4,092,477.08
		105,737.17	230,978.34

33

--	--	--

			6,700,000.00	1	33.37
			3,200,000.00	1	15.94
			200,000.00	1	1.00
	—		94,741.00	1	0.47
	—	—	20,074,941.00	—	100.00

38

1

--	--	--

2

3

4

39

--	--	--

1

--	--	--

2

--	--	--	--	--	--

40

1

--	--	--

2

--	--	--

--	--	--

--	--	--

41

--	--	--	--

42

	16,758,800.00	2,022,921.00		18,781,721.00	
	16,758,800.00	2,022,921.00		18,781,721.00	--

									/
--	--	--	--	--	--	--	--	--	---

	16,758,800.00	1,222,921.00					17,981,721.00	
		800,000.00					800,000.00	

43

--	--	--	--	--	--	--	--	--

44

		+ —					
	185,850,000.00	13,091,910.00				13,091,910.00	198,941,910.00

13,091,910

1,210.191 2017 2 10 2017 2017 6 6 2017

2018 2 2 2018

1 15.70 [2018]298 1,210.191

12,101,910.00 171,380,975.12 183,482,885.12

“ W[2018]B082 ”

99 2018 25

102 9.98 24

99 988.121 99 889.02

0.101 “ W[2018]B110 ”

45

1

2

46

--	--

|

	-272,384.77	344,346.79	-50,029.86		394,376.65		121,991.88
		-69.22			-69.22		-69.22
	-272,384.77	344,277.57	-50,029.86		394,307.43		121,922.66

49

--	--	--	--	--

50

	53,708,773.16	9,420,939.54		63,129,712.70
	53,708,773.16	9,420,939.54		63,129,712.70

51

	347,879,618.49	305,294,137.52
	347,879,618.49	305,294,137.52
	135,532,003.56	111,234,679.39
	9,420,939.54	9,177,198.42
	59,472,000.00	59,472,000.00
	414,518,682.51	347,879,618.49

- 1) 0.00
- 2) 0.00
- 3) 0.00
- 4) 0.00
- 5) 0.00

52

	435,807,629.69	212,113,277.62	333,537,213.14	148,063,217.19
	7,081,493.67	3,688,094.34	4,455,190.87	2,247,337.80
	442,889,123.36	215,801,371.96	337,992,404.01	150,310,554.99

53

	2,551,031.02	2,144,632.96
	2,138,671.88	1,688,729.03
	590,946.34	569,208.67
	388,529.36	335,321.54
	335,827.26	200,877.13
	4,560.00	2,160.00
	6,009,565.86	4,940,929.33

54

	3,859,074.35	3,017,905.74
	1,571,177.44	1,311,726.44

58

	1,124,575.19	46,878.48
	1,093,511.35	
	2,218,086.54	46,878.48

59

	2,830,986.24	3,967,177.23

60

	281,792.19	-1,121,820.80
	-300,767.93	
	9,225,380.75	5,618,455.35
	9,206,405.01	4,496,634.55

61

--	--	--

62

	-3,421.20	20,434.27

63

	4,699,720.11	2,564,571.19
	4,874,907.24	3,184,687.23
	546,189.86	230,142.26
	10,100,000.00	
	832,601.46	432,688.18
		6,412,088.86

y!B!C!D!E!F!G!H!I!J!K!L!M!N!O!P!Q!R!S!T!U!V!W!X!Y!Z!

	0.00	16,918,800.00
--	------	---------------

6

	1,042,101.91	
	910,385.01	
	1,952,486.92	0.00

68

1

1	--	--
	136,094,093.10	109,414,174.69
	2,218,086.54	46,878.48
	26,238,701.66	21,128,734.13
	894,043.44	802,142.07

	2,947,201.91	
	135,533,944.70	119,867,917.54
	--	--
	--	--
	148,949,637.56	327,122,183.48
	327,122,183.48	221,819,308.23
	-178,172,545.92	105,302,875.25

	--
	--
	--

	--
	--
	--

	148,949,637.56	327,122,183.48
	23,030.44	93,254.51
	148,926,607.12	

69

“ ”

70



71

1



2

y

73

1

--	--	--	--

2


74

1

1

--	--	--	--	--	--	--	--	--

2



3

3

4

5

6

1

1

				100.00%		
				100.00%		
				51.00%		

“ ” 40% 2018 3
910,385.01
60% 100%

2

/	910,385.01
--	910,385.01
/	910,385.01
/	823,073.82
	87,311.19
	-87,311.19

3

1

				35.00%	
				20.00%	
				45.00%	
				6.25%	

20%

20%

1

2

	/	/

3

	/		/	
	77,653,685.20	18,616,033.45	59,207,244.85	57,962,343.53
	37,486,021.68		39,516,920.96	

--	-1,360,769.34	29,671.92
--	-1,360,769.34	29,671.92

5

6

--	--	--	--

7

8

4



1

2

3

43“ ”

2018

12 31

1

3

3

--	--

4

--	--

5

1

/

		41,580,107.24	50,000,000.00		10,474,324.73

/

		611,590.30	676,181.40
		1,375,368.39	862,593.95

, TFC 4,027,450.59
 , TFC 10,000,000

2

/

/

/

/	/	/	/	/	/	/
---	---	---	---	---	---	---

/

/

/	/	/	/	/	/	
---	---	---	---	---	---	--

7

	5,666,800.00	4,979,900.00

8**6****1**

245,096.00

				24	30%
36	30%	48	40%	2019	19.96
					9.98
24	30%	36	30%	48	
40%					

Black-Scholes

	159,582,235.24	56,219,136.72		215,801,371.96
--	----------------	---------------	--	----------------

3

4

7

2018 12 3 Liping Li TFC COMMUNICATION USA INC.100% TFC
 100 Liping Li 2018 12 3 TFC COMMUNICATION USA INC.100% TFC
 COMMUNICATION USA INC.100%

8

1

	73,003,094.15	45,837,544.15
	128,488,511.65	96,564,931.49
	201,491,605.80	142,402,475.64

1

1)

	73,003,094.15	45,710,824.63
		126,719.52
	73,003,094.15	45,837,544.15

2)

--	--

3)

	1,319,470.45	
	1,319,470.45	

4)

--	--

2

1)

	135,059,492.80	99.81%	6,752,974.64	5.00%	128,306,518.16	101,196,146.53	99.55%	5,085,836.68	5.03%	96,110,309.85
	261,263.46	0.19%	79,269.97	30.34%	181,993.49	454,621.64	0.45%			454,621.64
	135,320,756.26	100.00%	6,832,244.61	5.05%	128,488,511.65	101,650,768.17	100.00%	5,085,836.68	5.00%	96,564,931.49

1			
1	135,059,492.80	6,752,974.64	5.00%
1 2			10.00%
2 3			30.00%
3			100.00%

	135,059,492.80	6,752,974.64	5.00%
--	----------------	--------------	-------

KAIAM CorporationKAIAM	79,269.97	79,269.97	100%	
	176,093.24	—	—	
	5,900.25	—	—	
	261,263.46	79,269.97	—	—

2)

1,746,407.93

0.00

--	--	--

3)

--	--

--	--	--	--	--

6)

2

	291,340.50	361,719.21
	291,340.50	361,719.21

1

1)

--	--	--

2)

--	--	--	--	--

2

1)

()		
-----	--	--

2)

1

()				
-----	--	--	--	--

3

1)

	322,982.00	100.00%	31,641.50	9.80%	291,340.50	1,102,696.46	100.00%	740,977.25	67.20%	361,719.21
	322,982.00	100.00%	31,641.50	9.80%	291,340.50	1,102,696.46	100.00%	740,977.25	67.20%	361,719.21

1				
1		13,134.00	656.70	5.00%
1 2		309,848.00	30,984.80	10.00%
2 3				30.00%
3				100.00%
		322,982.00	31,641.50	9.80%

2)

-709,335.75

0.00

--	--	--

3)

--	--

--	--	--	--	--	--

4)

		718,000.00
	305,600.00	378,348.46
	17,382.00	6,348.00
	322,982.00	1,102,696.46

5)

		300,000.00	1 2	92.89%	30,000.00
		17,382.00	2	5.38%	1,186.50
		3,500.00	1 2	1.08%	350.00
		2,100.00	1	0.65%	105.00
	--	322,982.00	--	100.00%	31,641.50

6)

--	--	--	--	--

7)

8)

3

	81,141,436.44		81,141,436.44	79,350,000.00	79,350,000.00
	36,331,130.21		36,331,130.21	52,758,982.44	52,758,982.44

	117,472,566.65		117,472,566.65	132,108,982.44		132,108,982.44
--	----------------	--	----------------	----------------	--	----------------

1

	45,000,000.00	721,890.16		45,721,890.16		

3

4

	438,130,643.35	295,965,919.26	334,599,838.13	192,328,407.68
	10,871,665.94	5,620,167.98	4,965,028.22	2,756,726.43
	449,002,309.29	301,586,087.24	339,564,866.35	195,085,134.11

5

	281,792.19	-1,121,820.80
	-300,767.93	
	9,225,380.75	5,618,455.35
	9,206,405.01	4,496,634.55

6

1

	-2,347,147.79	
	2,851,986.24	
	8,924,612.82	

	231,510.94	
	1,449,144.33	
	25,149.54	
	8,186,668.34	--

1 —

1 —

2

		/	/
	14.84%	0.7100	0.7100
	13.94%	0.6671	0.6671

3

1

2

3

4

1.